

ART. 044

SIDE SAMPLING VALVES

90° O-RING SAMPLING VALVES

Characteristics: Designed for sampling of liquids on pharmaceutical, chemical, F&B and cosmetics products. O-Ring closing system.

Documentation: Laser marking for traceability and validation processes. Material 3.1 certificates, FDA or USP, internal surface finishing check as standard.



1 HOSE BARB OUTLET



ART. 044/A
P. 033

1 TRI-CLAMP OUTLET



ART. 044/B
P. 032

1 HOSE BARB OUTLET
+ 1 CIP HOSE BARB INLET



ART. 044/C
P. 035

1 HOSE BARB OUTLET
+ 1 CIP TRI-CLAMP INLET



ART. 044/D
P. 036

1 TRI-CLAMP OUTLET
+ 1 CIP TRI-CLAMP INLET



ART. 044/E
P. 037

1 LUER OUTLET



ART. 044/G
P. 038

1 LUER OUTLET
+ 1 CIP TRI-CLAMP INLET



ART. 044/H
P. 039



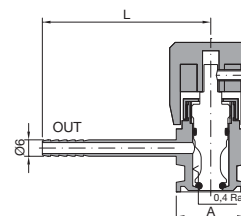
ASTM A270 Tri-Clamp - Flange design according to ASME-BPE
DIN 32676 Tri-Clamp
ISO 1127 Tri-Clamp

Ø A	L	Valve Material	O-Rings Material	Code
25,00	61,50	1.4404	FPM/FKM	044A6TC25V
			EPDM	044A6TC25EP
			SILICONE FDA	044A6TC25SIF
			SILICONE USP 121	044A6TC25SI121
34,00	61,50	1.4404	FPM/FKM	044A6TC34V
			EPDM	044A6TC34EP
			SILICONE FDA	044A6TC34SIF
			SILICONE USP 121	044A6TC34SI121
50,50	68,00	1.4404	FPM/FKM	044A6TC50V
			EPDM	044A6TC50EP
			SILICONE FDA	044A6TC50SIF
			SILICONE USP 121	044A6TC50SI121

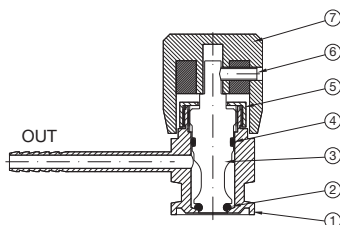
Int. finishing: **Ra ≤ 0,4 µm**
Ext. finishing: **Ra ≤ 0,8 µm Mirror Polished**

Max Working Conditions:
12 bar (170 psi) and 150°C (300°F)

Installation:
Horizontal installation recommended



Spare parts



N°	Name	Material
1	Body	AISI 316L
2	O-Ring 3021	FPM/FKM or EPDM or SILICONE FDA or SILICONE USP 121
3	Piston	AISI 316L
4	O-Ring 2037	FPM/FKM or EPDM or SILICONE FDA or SILICONE USP 121
5	Ring	AISI 316L
6	Grub Screw M4	AISI 304
7	Handle	PTFE + INOX

N°	Description	Valve size	Code
2+4	O-Ring Kit 3021 / 2037 FPM/FKM - n° 10 + 10 pcs	all sizes	ORSV1010V
2+4	O-Ring Kit 3021 / 2037 EPDM - n° 10 + 10 pcs	all sizes	ORSV1010EP
2+4	O-Ring Kit 3021 / 2037 SILICONE FDA - n° 10 + 10 pcs	all sizes	ORSV1010SIF
2+4	O-Ring Kit 3021 / 2037 SILICONE USP 121° - n° 10 + 10 pcs	all sizes	ORSV1010SI121
5	Ring - n° 1 pcs	all sizes	AAAA0090
6	Grub Screw M4 Kit - n° 10 pcs	all sizes	ORSVM4X10
7	Handle PTFE + INOX - n° 1 pcs	all sizes	ORSVHA1



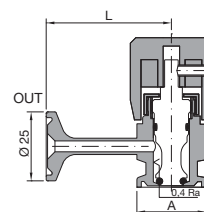
ASTM A270 Tri-Clamp - Flange design according to ASME-BPE
 DIN 32676 Tri-Clamp
 ISO 1127 Tri-Clamp

Ø A	L	Valve Material	O-Rings Material	Code
25,00	51,50	1.4404	FPM/FKM	044B6TC25V
			EPDM	044B6TC25EP
			SILICONE FDA	044B6TC25SIF
			SILICONE USP 121	044B6TC25SI121
34,00	51,50	1.4404	FPM/FKM	044B6TC34V
			EPDM	044B6TC34EP
			SILICONE FDA	044B6TC34SIF
			SILICONE USP 121	044B6TC34SI121
50,50	58,00	1.4404	FPM/FKM	044B6TC50V
			EPDM	044B6TC50EP
			SILICONE FDA	044B6TC50SIF
			SILICONE USP 121	044B6TC50SI121

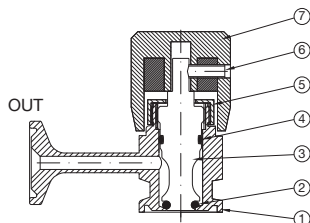
Int. finishing: $Ra \leq 0,4 \mu m$
 Ext. finishing: $Ra \leq 0,8 \mu m$ Mirror Polished

Max Working Conditions:
12 bar (170 psi) and 150°C (300°F)

Installation:
Horizontal installation recommended



Spare parts



N°	Name	Material
1	Body	AISI 316L
2	O-Ring 3021	FPM/FKM or EPDM or SILICONE FDA or SILICONE USP 121
3	Piston	AISI 316L
4	O-Ring 2037	FPM/FKM or EPDM or SILICONE FDA or SILICONE USP 121
5	Ring	AISI 316L
6	Grub Screw M4	AISI 304
7	Handle	PTFE + INOX

N°	Description	Valve size	Code
2+4	O-Ring Kit 3021 / 2037 FPM/FKM - n° 10 + 10 pcs	all sizes	ORSV1010V
2+4	O-Ring Kit 3021 / 2037 EPDM - n° 10 + 10 pcs	all sizes	ORSV1010EP
2+4	O-Ring Kit 3021 / 2037 SILICONE FDA - n° 10 + 10 pcs	all sizes	ORSV1010SIF
2+4	O-Ring Kit 3021 / 2037 SILICONE USP 121° - n° 10 + 10 pcs	all sizes	ORSV1010SI121
5	Ring - n° 1 pcs	all sizes	AAAA0090
6	Grub Screw M4 Kit - n° 10 pcs	all sizes	ORSVM4X10
7	Handle PTFE + INOX - n° 1 pcs	all sizes	ORSVHA1



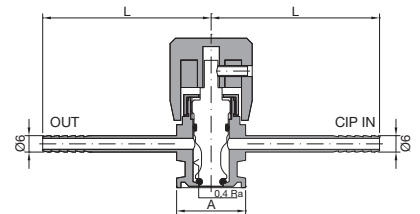
ASTM A270 Tri-Clamp - Flange design according to ASME-BPE
DIN 32676 Tri-Clamp
ISO 1127 Tri-Clamp

Ø A	L	Valve Material	O-Rings Material	Code
25,00	61,50	1.4404	FPM/FKM	044C6TC25V
			EPDM	044C6TC25EP
			SILICONE FDA	044C6TC25SIF
			SILICONE USP 121	044C6TC25SI121
34,00	61,50	1.4404	FPM/FKM	044C6TC34V
			EPDM	044C6TC34EP
			SILICONE FDA	044C6TC34SIF
			SILICONE USP 121	044C6TC34SI121
50,50	68,00	1.4404	FPM/FKM	044C6TC50V
			EPDM	044C6TC50EP
			SILICONE FDA	044C6TC50SIF
			SILICONE USP 121	044C6TC50SI121

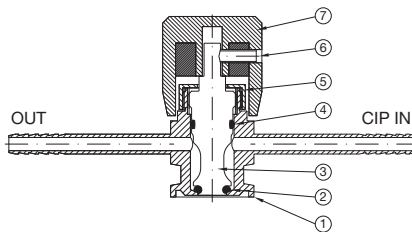
Int. finishing: **Ra ≤ 0,4 µm**
Ext. finishing: **Ra ≤ 0,8 µm Mirror Polished**

Max Working Conditions:
12 bar (170 psi) and 150°C (300°F)

Installation:
Horizontal installation recommended



Spare parts



N°	Name	Material
1	Body	AISI 316L
2	O-Ring 3021	FPM/FKM or EPDM or SILICONE FDA or SILICONE USP 121
3	Piston	AISI 316L
4	O-Ring 2037	FPM/FKM or EPDM or SILICONE FDA or SILICONE USP 121
5	Ring	AISI 316L
6	Grub Screw M4	AISI 304
7	Handle	PTFE + INOX

N°	Description	Valve size	Code
2+4	O-Ring Kit 3021 / 2037 FPM/FKM - n° 10 + 10 pcs	all sizes	ORSV1010V
2+4	O-Ring Kit 3021 / 2037 EPDM - n° 10 + 10 pcs	all sizes	ORSV1010EP
2+4	O-Ring Kit 3021 / 2037 SILICONE FDA - n° 10 + 10 pcs	all sizes	ORSV1010SIF
2+4	O-Ring Kit 3021 / 2037 SILICONE USP 121° - n° 10 + 10 pcs	all sizes	ORSV1010SI121
5	Ring - n° 1 pcs	all sizes	AAAA0090
6	Grub Screw M4 Kit - n° 10 pcs	all sizes	ORSVM4X10
7	Handle PTFE + INOX - n° 1 pcs	all sizes	ORSVHA1



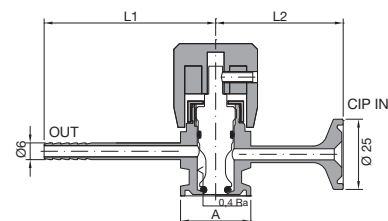
ASTM A270 Tri-Clamp - Flange design according to ASME-BPE
DIN 32676 Tri-Clamp
ISO 1127 Tri-Clamp

Ø A	L1	L2	Valve Material	O-Rings Material	Code
25,00	61,50	51,50	1.4404	FPM/FKM	044D6TC25V
				EPDM	044D6TC25EP
				SILICONE FDA	044D6TC25SIF
				SILICONE USP 121	044D6TC25SI121
34,00	61,50	51,50	1.4404	FPM/FKM	044D6TC34V
				EPDM	044D6TC34EP
				SILICONE FDA	044D6TC34SIF
				SILICONE USP 121	044D6TC34SI121
50,50	68,00	58,00	1.4404	FPM/FKM	044D6TC50V
				EPDM	044D6TC50EP
				SILICONE FDA	044D6TC50SIF
				SILICONE USP 121	044D6TC50SI121

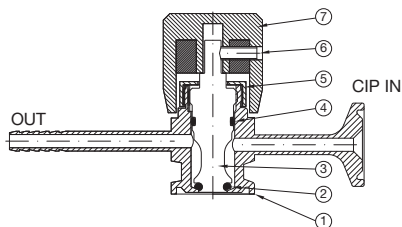
Int. finishing: **Ra ≤ 0,4 µm**
Ext. finishing: **Ra ≤ 0,8 µm Mirror Polished**

Max Working Conditions:
12 bar (170 psi) and 150°C (300°F)

Installation:
Horizontal installation recommended



Spare parts



N°	Name	Material
1	Body	AISI 316L
2	O-Ring 3021	FPM/FKM or EPDM or SILICONE FDA or SILICONE USP 121
3	Piston	AISI 316L
4	O-Ring 2037	FPM/FKM or EPDM or SILICONE FDA or SILICONE USP 121
5	Ring	AISI 316L
6	Grub Screw M4	AISI 304
7	Handle	PTFE + INOX

N°	Description	Valve size	Code
2+4	O-Ring Kit 3021 / 2037 FPM/FKM - n° 10 + 10 pcs	all sizes	ORSV1010V
2+4	O-Ring Kit 3021 / 2037 EPDM - n° 10 + 10 pcs	all sizes	ORSV1010EP
2+4	O-Ring Kit 3021 / 2037 SILICONE FDA - n° 10 + 10 pcs	all sizes	ORSV1010SIF
2+4	O-Ring Kit 3021 / 2037 SILICONE USP 121° - n° 10 + 10 pcs	all sizes	ORSV1010SI121
5	Ring - n° 1 pcs	all sizes	AAAA0090
6	Grub Screw M4 Kit - n° 10 pcs	all sizes	ORSVM4X10
7	Handle PTFE + INOX - n° 1 pcs	all sizes	ORSVHA1



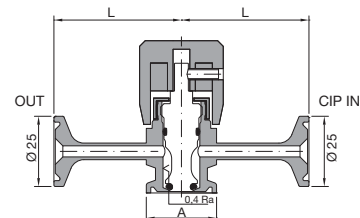
ASTM A270 Tri-Clamp - Flange design according to ASME-BPE
DIN 32676 Tri-Clamp
ISO 1127 Tri-Clamp

Ø A	L	Valve Material	O-Rings Material	Code
25,00	51,50	1.4404	FPM/FKM	044E6TC25V
			EPDM	044E6TC25EP
			SILICONE FDA	044E6TC25SIF
			SILICONE USP 121	044E6TC25SI121
34,00	51,50	1.4404	FPM/FKM	044E6TC34V
			EPDM	044E6TC34EP
			SILICONE FDA	044E6TC34SIF
			SILICONE USP 121	044E6TC34SI121
50,50	58,00	1.4404	FPM/FKM	044E6TC50V
			EPDM	044E6TC50EP
			SILICONE FDA	044E6TC50SIF
			SILICONE USP 121	044E6TC50SI121

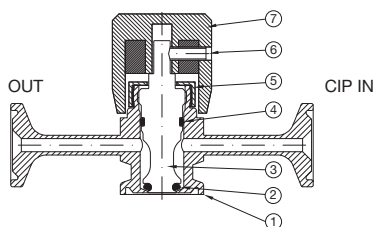
Int. finishing: $Ra \leq 0,4 \mu m$
Ext. finishing: $Ra \leq 0,8 \mu m$ Mirror Polished

Max Working Conditions:
12 bar (170 psi) and 150°C (300°F)

Installation:
Horizontal installation recommended



Spare parts



N°	Name	Material
1	Body	AISI 316L
2	O-Ring 3021	FPM/FKM or EPDM or SILICONE FDA or SILICONE USP 121
3	Piston	AISI 316L
4	O-Ring 2037	FPM/FKM or EPDM or SILICONE FDA or SILICONE USP 121
5	Ring	AISI 316L
6	Grub Screw M4	AISI 304
7	Handle	PTFE + INOX

N°	Description	Valve size	Code
2+4	O-Ring Kit 3021 / 2037 FPM/FKM - n° 10 + 10 pcs	all sizes	ORSV1010V
2+4	O-Ring Kit 3021 / 2037 EPDM - n° 10 + 10 pcs	all sizes	ORSV1010EP
2+4	O-Ring Kit 3021 / 2037 SILICONE FDA - n° 10 + 10 pcs	all sizes	ORSV1010SIF
2+4	O-Ring Kit 3021 / 2037 SILICONE USP 121° - n° 10 + 10 pcs	all sizes	ORSV1010SI121
5	Ring - n° 1 pcs	all sizes	AAAA0090
6	Grub Screw M4 Kit - n° 10 pcs	all sizes	ORSVM4X10
7	Handle PTFE + INOX - n° 1 pcs	all sizes	ORSVHA1



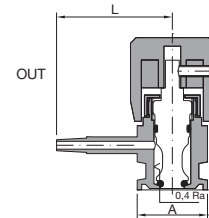
ASTM A270 Tri-Clamp - Flange design according to ASME-BPE
DIN 32676 Tri-Clamp
ISO 1127 Tri-Clamp

Ø A	L	Valve Material	O-Rings Material	Code
25,00	40,00	1.4404	FPM/FKM	044G6TC25V
			EPDM	044G6TC25EP
			SILICONE FDA	044G6TC25SIF
			SILICONE USP 121	044G6TC25SI121
34,00	40,00	1.4404	FPM/FKM	044G6TC34V
			EPDM	044G6TC34EP
			SILICONE FDA	044G6TC34SIF
			SILICONE USP 121	044G6TC34SI121
50,50	46,50	1.4404	FPM/FKM	044G6TC50V
			EPDM	044G6TC50EP
			SILICONE FDA	044G6TC50SIF
			SILICONE USP 121	044G6TC50SI121

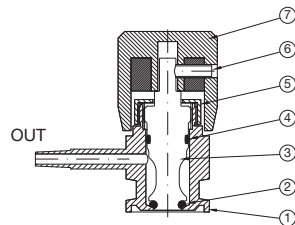
Int. finishing: **Ra ≤ 0,4 µm**
Ext. finishing: **Ra ≤ 0,8 µm Mirror Polished**

Max Working Conditions:
12 bar (170 psi) and 150°C (300°F)

Installation:
Horizontal installation recommended



Spare parts



N°	Name	Material
1	Body	AISI 316L
2	O-Ring 3021	FPM/FKM or EPDM or SILICONE FDA or SILICONE USP 121
3	Piston	AISI 316L
4	O-Ring 2037	FPM/FKM or EPDM or SILICONE FDA or SILICONE USP 121
5	Ring	AISI 316L
6	Grub Screw M4	AISI 304
7	Handle	PTFE + INOX

N°	Description	Valve size	Code
2+4	O-Ring Kit 3021 / 2037 FPM/FKM - n° 10 + 10 pcs	all sizes	ORSV1010V
2+4	O-Ring Kit 3021 / 2037 EPDM - n° 10 + 10 pcs	all sizes	ORSV1010EP
2+4	O-Ring Kit 3021 / 2037 SILICONE FDA - n° 10 + 10 pcs	all sizes	ORSV1010SIF
2+4	O-Ring Kit 3021 / 2037 SILICONE USP 121° - n° 10 + 10 pcs	all sizes	ORSV1010SI121
5	Ring - n° 1 pcs	all sizes	AAAA0090
6	Grub Screw M4 Kit - n° 10 pcs	all sizes	ORSVM4X10
7	Handle PTFE + INOX - n° 1 pcs	all sizes	ORSVHA1



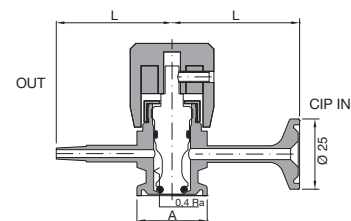
ASTM A270 Tri-Clamp - Flange design according to ASME-BPE
DIN 32676 Tri-Clamp
ISO 1127 Tri-Clamp

Ø A	L1	L2	Valve Material	O-Rings Material	Code
25,00	40,00	51,50	1.4404	FPM/FKM	044H6TC25V
				EPDM	044H6TC25EP
				SILICONE FDA	044H6TC25SIF
				SILICONE USP 121	044H6TC25SI121
34,00	40,00	51,50	1.4404	FPM/FKM	044H6TC34V
				EPDM	044H6TC34EP
				SILICONE FDA	044H6TC34SIF
				SILICONE USP 121	044H6TC34SI121
50,50	46,50	58,00	1.4404	FPM/FKM	044H6TC50V
				EPDM	044H6TC50EP
				SILICONE FDA	044H6TC50SIF
				SILICONE USP 121	044H6TC50SI121

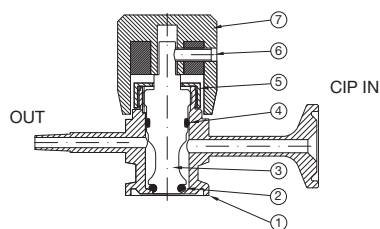
Int. finishing: **Ra ≤ 0,4 µm**
Ext. finishing: **Ra ≤ 0,8 µm Mirror Polished**

Max Working Conditions:
12 bar (170 psi) and 150°C (300°F)

Installation:
Horizontal installation recommended



Spare parts



N°	Name	Material
1	Body	AISI 316L
2	O-Ring 3021	FPM/FKM or EPDM or SILICONE FDA or SILICONE USP 121
3	Piston	AISI 316L
4	O-Ring 2037	FPM/FKM or EPDM or SILICONE FDA or SILICONE USP 121
5	Ring	AISI 316L
6	Grub Screw M4	AISI 304
7	Handle	PTFE + INOX

N°	Description	Valve size	Code
2+4	O-Ring Kit 3021 / 2037 FPM/FKM - n° 10 + 10 pcs	all sizes	ORSV1010V
2+4	O-Ring Kit 3021 / 2037 EPDM - n° 10 + 10 pcs	all sizes	ORSV1010EP
2+4	O-Ring Kit 3021 / 2037 SILICONE FDA - n° 10 + 10 pcs	all sizes	ORSV1010SIF
2+4	O-Ring Kit 3021 / 2037 SILICONE USP 121° - n° 10 + 10 pcs	all sizes	ORSV1010SI121
5	Ring - n° 1 pcs	all sizes	AAAA0090
6	Grub Screw M4 Kit - n° 10 pcs	all sizes	ORSVM4X10
7	Handle PTFE + INOX - n° 1 pcs	all sizes	ORSVHA1