



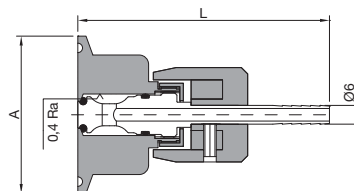
ASTM A270 Tri-Clamp - Flange design according to ASME-BPE
DIN 32676 Tri-Clamp
ISO 1127 Tri-Clamp

Ø A	L	Valve Material	O-Rings Material	Code
25,00	80,00	1.4404	FPM/FKM	045A6TC25V
			EPDM	045A6TC25EP
			SILICONE FDA	045A6TC25SIF
			SILICONE USP 121	045A6TC25SI121
34,00	80,00	1.4404	FPM/FKM	045A6TC34V
			EPDM	045A6TC34EP
			SILICONE FDA	045A6TC34SIF
			SILICONE USP 121	045A6TC34SI121
50,50	80,00	1.4404	FPM/FKM	045A6TC50V
			EPDM	045A6TC50EP
			SILICONE FDA	045A6TC50SIF
			SILICONE USP 121	045A6TC50SI121

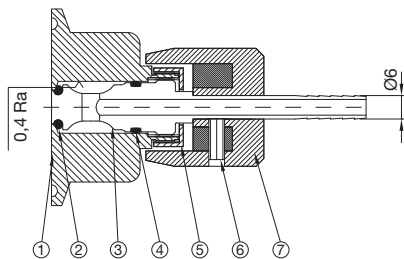
Int. finishing: **Ra ≤ 0,4 µm**
Ext. finishing: **Ra ≤ 0,8 µm Mirror Polished**

Max Working Conditions:
12 bar (170 psi) and 150°C (300°F)

Installation:
Vertical installation recommended



Spare parts



N°	Name	Material
1	Body	AISI 316L
2	O-Ring 3021	FPM/FKM or EPDM or SILICONE FDA or SILICONE USP 121
3	Piston	AISI 316L
4	O-Ring 2037	FPM/FKM or EPDM or SILICONE FDA or SILICONE USP 121
5	Ring	AISI 316L
6	Grub Screw M4	AISI 304
7	Handle	PTFE + INOX

N°	Description	Valve size	Code
2+4	O-Ring Kit 3021 / 2037 FPM/FKM - n° 10 + 10 pcs	all sizes	ORSV1010V
2+4	O-Ring Kit 3021 / 2037 EPDM - n° 10 + 10 pcs	all sizes	ORSV1010EP
2+4	O-Ring Kit 3021 / 2037 SILICONE FDA - n° 10 + 10 pcs	all sizes	ORSV1010SIF
2+4	O-Ring Kit 3021 / 2037 SILICONE USP 121° - n° 10 + 10 pcs	all sizes	ORSV1010SI121
5	Ring - n° 1 pcs	all sizes	AAAA0090
6	Grub Screw M4 Kit - n° 10 pcs	all sizes	ORSVM4X10
7	Handle PTFE + INOX - n° 1 pcs	all sizes	ORSVHA2



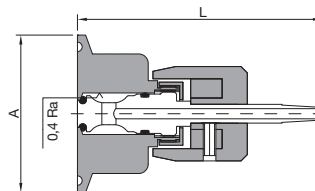
ASTM A270 Tri-Clamp - Flange design according to ASME-BPE
DIN 32676 Tri-Clamp
ISO 1127 Tri-Clamp

Ø A	L	Valve Material	O-Rings Material	Code
25,00	68,00	1.4404	FPM/FKM	045G6TC25V
			EPDM	045G6TC25EP
			SILICONE FDA	045G6TC25SIF
			SILICONE USP 121	045G6TC25SI121
34,00	68,00	1.4404	FPM/FKM	045G6TC34V
			EPDM	045G6TC34EP
			SILICONE FDA	045G6TC34SIF
			SILICONE USP 121	045G6TC34SI121
50,50	68,00	1.4404	FPM/FKM	045G6TC50V
			EPDM	045G6TC50EP
			SILICONE FDA	045G6TC50SIF
			SILICONE USP 121	045G6TC50SI121

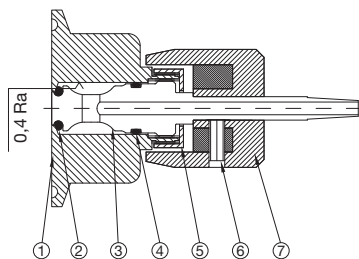
Int. finishing: **Ra ≤ 0,4 µm**
Ext. finishing: **Ra ≤ 0,8 µm Mirror Polished**

Max Working Conditions:
12 bar (170 psi) and 150°C (300°F)

Installation:
Vertical installation recommended



Spare parts



N°	Name	Material
1	Body	AISI 316L
2	O-Ring 3021	FPM/FKM or EPDM or SILICONE FDA or SILICONE USP 121
3	Piston	AISI 316L
4	O-Ring 2037	FPM/FKM or EPDM or SILICONE FDA or SILICONE USP 121
5	Ring	AISI 316L
6	Grub Screw M4	AISI 304
7	Handle	PTFE + INOX

N°	Description	Valve size	Code
2+4	O-Ring Kit 3021 / 2037 FPM/FKM - n° 10 + 10 pcs	all sizes	ORSV1010V
2+4	O-Ring Kit 3021 / 2037 EPDM - n° 10 + 10 pcs	all sizes	ORSV1010EP
2+4	O-Ring Kit 3021 / 2037 SILICONE FDA - n° 10 + 10 pcs	all sizes	ORSV1010SIF
2+4	O-Ring Kit 3021 / 2037 SILICONE USP 121° - n° 10 + 10 pcs	all sizes	ORSV1010SI121
5	Ring - n° 1 pcs	all sizes	AAAA0090
6	Grub Screw M4 Kit - n° 10 pcs	all sizes	ORSVM4X10
7	Handle PTFE + INOX - n° 1 pcs	all sizes	ORSVHA2