



ART. 344/A

ART. 344/C

ART. 344/A 1 Hose Barb Outlet

Ø A	L	Valve Material	O-Ring Material	Code
3/8"	61,50	1.4404	FPM/FKM	344A6BSPP37V
			EPDM	344A6BSPP37EP
			SILICONE FDA	344A6BSPP37SIF
			SILICONE USP 121	344A6BSPP37SI121

Int. finishing: $Ra \leq 0,4 \mu m$

Ext. finishing: $Ra \leq 0,8 \mu m$ mirror polished

Max Working Conditions:

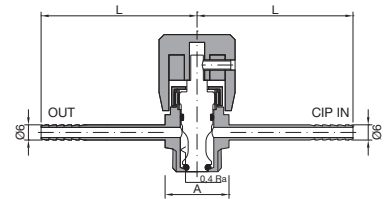
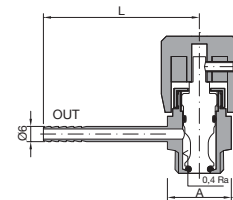
12 bar (170 psi) and 150°C (300°F)

Installation:

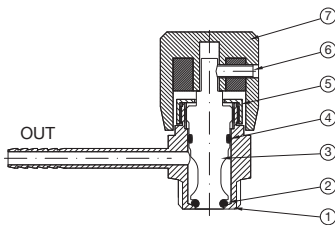
Horizontal installation recommended

ART. 344/C 1 Hose Barb Outlet + 1 CIP Hose Barb Inlet

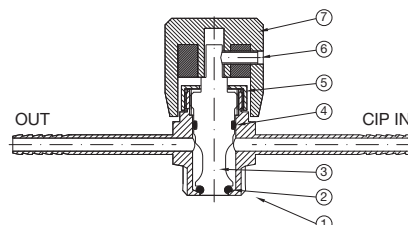
Ø A	L	Valve Material	O-Ring Material	Code
3/8"	61,50	1.4404	FPM/FKM	344C6BSPP37V
			EPDM	344C6BSPP37EP
			SILICONE FDA	344C6BSPP37SIF
			SILICONE USP 121	344C6BSPP37SI121



Spare parts



ART. 344/A



ART. 344/C

N°	Name	Material
1	Body	AISI 316L
2	O-Ring 3021	FPM/FKM or EPDM or SILICONE FDA or SILICONE USP 121
3	Piston	AISI 316L
4	O-Ring 2037	FPM/FKM or EPDM or SILICONE FDA or SILICONE USP 121
5	Ring	AISI 316L
6	Grub Screw M4	AISI 304
7	Handle	PTFE + INOX

N°	Description	Valve size	Code
2+4	O-Ring Kit 3021 / 2037 FPM/FKM - n° 10 + 10 pcs	all sizes	ORSV1010V
2+4	O-Ring Kit 3021 / 2037 EPDM - n° 10 + 10 pcs	all sizes	ORSV1010EP
2+4	O-Ring Kit 3021 / 2037 SILICONE FDA - n° 10 + 10 pcs	all sizes	ORSV1010SIF
2+4	O-Ring Kit 3021 / 2037 SILICONE USP 121° - n° 10 + 10 pcs	all sizes	ORSV1010SI121
5	Ring - n° 1 pcs	all sizes	AAAA0090
6	Grub Screw M4 Kit - n° 10 pcs	all sizes	ORSVM4X10
7	Handle PTFE + INOX - n° 1 pcs	all sizes	ORSVHA1